



# THE ROADMAP

---

**welcome  
module**




Welcome Module	
<b>What we'll do:</b> <ul style="list-style-type: none"> <li>• Get acquainted with the program</li> <li>• Check out the roadmap (this document)</li> <li>• Start connecting in our community</li> <li>• Find your Accountability Pod</li> </ul>	<b>Downloads &amp; Extras:</b> <ul style="list-style-type: none"> <li>• The Roadmap</li> <li>• Accountability Pod Guidelines</li> </ul>
Week 1 Module 01: The 4-Part Framework	
<b>What we'll do:</b> <ul style="list-style-type: none"> <li>• Breakdown the 4-part framework for needs analysis and an easy-to-implement schedule of events</li> <li>• Practice writing SMART goals</li> </ul>	<b>Downloads &amp; Extras:</b> <ul style="list-style-type: none"> <li>• The 4-Part Framework</li> <li>• The Your ID Consulting Process</li> <li>• Discovery Call Checklist</li> <li>• SMART Sheet</li> </ul>
Week 2 Module 02: Organizational Needs	
<b>What we'll do:</b> <ul style="list-style-type: none"> <li>• Identify key business needs</li> <li>• Determine the best strategies for gathering data about business goals</li> <li>• Practice working with stakeholders to identify critical goals</li> </ul>	<b>Downloads &amp; Extras:</b> <ul style="list-style-type: none"> <li>• Stakeholder Question List</li> <li>• The First Assignment: <i>Create an email template to ask for access to the data you believe you'll need.</i></li> </ul>
Week 3 Module 03: Performance Needs	
<b>What we'll do:</b> <ul style="list-style-type: none"> <li>• Dive deep into what it really means to address performance in the workplace and in your learning solutions</li> <li>• Determine the best strategies for gathering data about performance goals</li> </ul>	<b>Downloads &amp; Extras:</b> <ul style="list-style-type: none"> <li>• SME Question List</li> <li>• The Second Assignment: <i>Create a list of follow up data gathering activities you'll need to complete and questions you'll need answered before you can</i></li> </ul>

<ul style="list-style-type: none"> <li>• Leverage assessments to inform your needs analysis</li> <li>• Practice observing workplace performance and following up with more research</li> </ul>	<i>complete your performance needs analysis.</i>
<b>Week 4</b> <b>Catch Up Week</b>	
<b>What we'll do:</b> <ul style="list-style-type: none"> <li>• Take a breather and catch up with any content or activities you missed.</li> </ul>	
<b>Week 5</b> <b>Module 04: Learner Needs</b>	
<b>What we'll do:</b> <ul style="list-style-type: none"> <li>• Uncover effective ways to get the data we need about learners and learning goals</li> <li>• Walk through common mistakes IDs make when crafting surveys and interview questions</li> <li>• Practice crafting meaningful questions</li> </ul>	<b>Downloads &amp; Extras:</b> <ul style="list-style-type: none"> <li>• Learner Question List</li> <li>• Survey Cheat Sheet</li> <li>• The Third Assignment: <i>Draft an interview question list for individuals based on the focus group.</i></li> </ul>
<b>Week 6</b> <b>Module 05: Analyzing the Data &amp; Designing the Solution</b>	
<b>What we'll do:</b> <ul style="list-style-type: none"> <li>• Recognize any critical project constraints</li> <li>• Identify key data points for analysis</li> <li>• Determine when training is NOT an appropriate solution</li> <li>• Practice mapping practical solutions for common business problems based on available data</li> </ul>	<b>Downloads &amp; Extras:</b> <ul style="list-style-type: none"> <li>• LMS Needs Analysis</li> <li>• The Performance Intervention Cheatsheet</li> <li>• Solutions Map</li> <li>• Design Document Template</li> <li>• The Fourth Assignment: <i>Create a solution map.</i></li> </ul>

<b>Week 7</b> <b>Catch Up Week</b>	
<b>What we'll do:</b> <ul style="list-style-type: none"> <li>• Take a breather and catch up with any content or activities you missed.</li> </ul>	
<b>Week 8</b> <b>Module o6: Pitching with Purpose</b>	
<b>What we'll do:</b> <ul style="list-style-type: none"> <li>• Identify the key components of a great pitch</li> <li>• Scope projects based on needs analysis data and design documentation</li> <li>• Practice getting buy in and responding to objections</li> </ul>	<b>Downloads &amp; Extras:</b> <ul style="list-style-type: none"> <li>• Proposal Template</li> <li>• Pitch Deck</li> <li>• The Fourth Assignment: <i>Create a solution map.</i></li> </ul>
<b>Week 9</b> <b>Module o6: Pitching with Purpose</b>	
<b>What we'll do:</b> <ul style="list-style-type: none"> <li>• Identify critical milestones in learning projects</li> <li>• Determine if a project is going "off the rails"</li> <li>• Practice consulting clients through rough patches</li> </ul>	<b>Downloads &amp; Extras:</b> <ul style="list-style-type: none"> <li>• Proposal Template</li> <li>• Pitch Deck</li> </ul>
<b>Week 10</b> <b>Bonus Week + Certificate Opportunity</b>	
<b>What we'll do:</b> <ul style="list-style-type: none"> <li>• Review FAQ.</li> <li>• Work on your final project to earn a Certificate of Completion.</li> <li>• Join the Grad Party!</li> </ul>	<b>Downloads &amp; Extras:</b> <ul style="list-style-type: none"> <li>• Final Assignment: <i>Create a Consulting Capsule. (Note that final assignment lives in its own "course")</i></li> </ul>

# JANUARY 2022

SUNDAY	MONDAY	TUESDAY	WEDNESDAY	THURSDAY	FRIDAY	SATURDAY
						1
2	3	4	5	6	7	8
9	10	11	12	13	14	15
					 <b>Welcome Module</b>	
16	17	18	19	20	21	22
23	24	25	26	27	28	29
	 <b>Module 1</b>					
30	31					
	 <b>Module 2</b>					

# FEBRUARY 2022

SUNDAY

MONDAY

TUESDAY

WEDNESDAY

THURSDAY

FRIDAY

SATURDAY

		1	2 	3	4	5
6	7	8	9 	10	11	12
13	14  <b>Module 3</b>	15	16 	17	18	19
20	21  <b>Catch Up Week</b>	22	23 	24	25	26
27	28  <b>Module 4</b>					

# MARCH 2022

SUNDAY

MONDAY









TUESDAY

WEDNESDAY

THURSDAY

FRIDAY

SATURDAY

		1	2 	3	4	5
6	7  <b>Module 5</b>	8	9 	10	11	12
13	14  <b>Catch Up Week</b>	15	16 	17	18	19
20	21  <b>Module 6</b>	22	23 	24	25	26
27	28  <b>Module 7 &amp; Final Assignment</b>	29	30 	31		

# APRIL 2022

SUNDAY

MONDAY



TUESDAY

WEDNESDAY

THURSDAY

FRIDAY

SATURDAY

					1	2
3	4	5	6 	7	8	9
10	11	12	13	14	15	16
17	18	19	20	21	22	23
24	25	26	27  <b>Last Day to Submit Work for Feedback</b>	28	29	30